Silicon NPN Darlington Transistor

BU806

DATASHEET

High Voltage Fast Switching Applications

Technical Data (Short Form):

Ucb	-	400V
Uce	-	200V
Ic	-	8A
N	-	60W
F	-	-
hFE	-	-

Case: TO-220

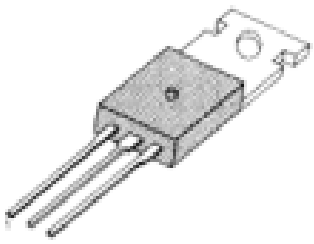

1. Base 2. Collector 3. Emitter

OEM: Samsung

Source: Samsung CD 1995

FAST SWITCHING DARLINGTON TRANSISTOR
HIGH VOLTAGE DARLINGTON TRANSISTOR USING IN HORIZONTAL OUTPUT STAGES OF 110° CRT VIDEO DISPLAYS

BUILT-IN SPEED-UP Diode Between Base and Emitter

TO-220



1. Base 2. Collector 3. Emitter

ABSOLUTE MAXIMUM RATINGS (T_a=25°C)

Characteristic	Symbol	Rating	Unit
Collector-Base Voltage : BU806	V_{CBO}	400	V
: BU807		330	V
Collector Emitter Voltage	V_{CEO}		
: BU806		200	V
: BU807		150	V
Emitter-Base Voltage	V_{EBO}	6	V
Collector Current (DC)	I_C	8	A
Collector Current (Pulse)	I_C	15	A
Base Current	I_B	2	A
Collector Dissipation	P_C	60	W
Junction Temperature	Tj	150	°C
Storage Temperature	Tstg	−65~150	°C

ELECTRICAL CHARACTERISTICS (T_a=25°C)

Characteristic	Symbol	Test Condition	Min	Typ	Max	Unit
*Collector-Emitter Sustaining Voltage	V_{CEO}(sus)					
: BU806		I_C=100mA, I_B=0	200			V
: BU807			150			V
Collector Cutoff Current : BU806	I_{CES}	V_{CE}=400V, V_{BE}=0			100	μA
: BU807		V_{CE}=330V, V_{BE}=0			100	μA
Collector Cutoff Current : BU806	I_{CEV}	V_{CE}=400V, V_{BE}=−6V			100	μA
: BU807		V_{CE}=330V, V_{BE}=−6V			100	μA
Emitter Cutoff Current	I_{EBO}	V_{BE}=6V, I_C=0			3	mA
*Collector-Emitter Saturation Voltage	V_{CE}(sat)	I_C=5A, I_B=50mA			1.5	V
*Base Emitter Saturation Voltage	V_{BE}(sat)	I_C=5A, I_B=50mA			2.4	V
*Damper Diode Forward Voltage	V_f	I_f=4A			2	V

* Pulsed: pulsed duration = 300μS, duty cycle=1.5%

COLLECTOR-EMITTER SATURATION VOLTAGE
BASE-EMITER SATURATION VOLTAGE

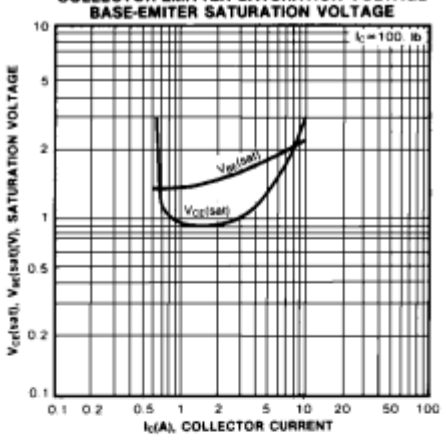

SAFE OPERATING AREA



DC CURRENT GAIN

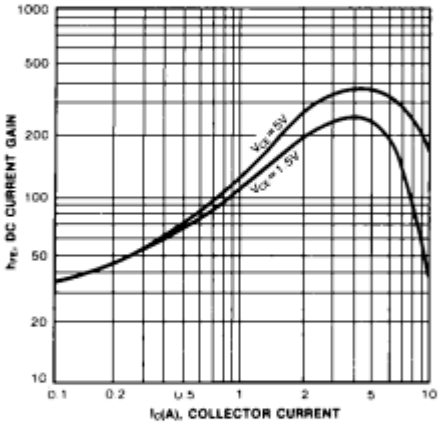

DAMPER DIODE

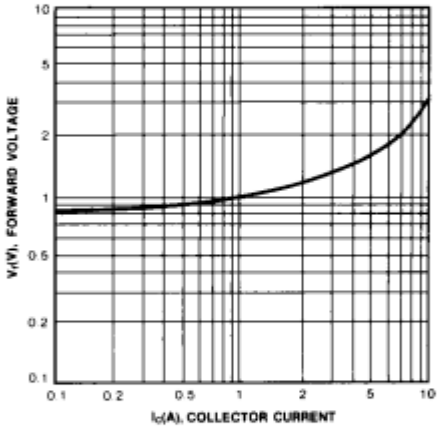

POWER DERATING

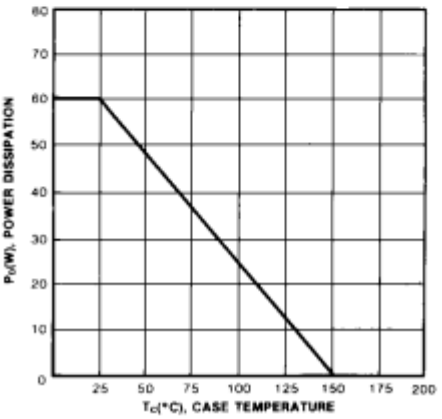
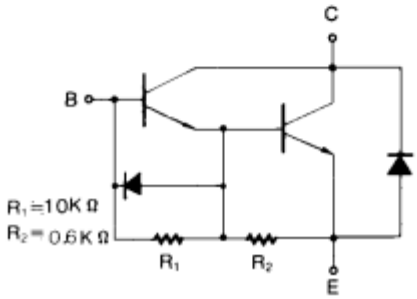
EQUIVALENT CIRCUIT